

feather&black

Perfect Bedtimes

Olivia Bedstead Double/King

IMPORTANT READ CAREFULLY RETAIN FOR FUTURE REFERENCE

Thank you for buying the Olivia Bedstead Double/King

- Please take a few quiet minutes to read these instructions
- This product contains small parts, keep small children clear of the assembly area
- It is recommended that this product is assembled by two adults.

PRODUCT SAFETY

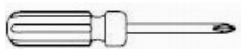
- All assembly fastenings should always be tightened properly and care should be taken that no fittings are loose
- Periodically check and ensure that all components are in their proper position, free from damage, and that all connectors are tight

PRODUCT CARE

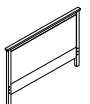
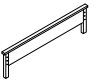










- Wipe clean using a soft damp cloth followed by a dry cloth
- Do not use abrasives or cleaning products which may contain ammonia or solvents
- Take care when handling or moving the furniture. Careless handling can damage wooden furniture, try to lift rather than drag

TOOLS REQUIRED

- Please use a phillips head screwdriver (not included) and the Spanner J (included) to assemble the Olivia Bedstead Double/King



ASSEMBLY INSTRUCTIONS

PARTS	QTY
A 	1PC
B 	1PC
C 	2PCS
D 	2PCS
E 	1PC
F  Ø8x110	8PCS
G  Ø 13	8PCS
H  Ø 8	8PCS
I  Ø 8	8PCS
J  Ø 13	1PC
K  Ø4 x 30	8PCS
L  Ø 10 x 30	4PCS

